

# Delivering your presentation remotely

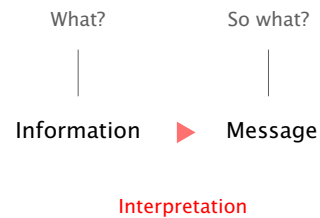
Jean-luc Doumont

When delivering remotely, your main challenge is engaging your audience, which easily gets distracted. At each moment, give them something meaningful to look at and to listen to. In particular, control what the platform allows them to watch: yourself or your slides (perhaps alternating), but nothing else.

Get your audience to

- pay attention to,
- understand,
- (be able to) act upon

a maximum of messages, given constraints



www.principiae.be/lectures  
© 2020 by Jean-luc Doumont

To optimize your communication...

First law

**Adapt to your audience**

Adapting during the talk is hard:  
analyze the audience in advance.

Second law

**Maximize the signal-to-noise ratio**


To focus the audience's attention  
on the message, don't give them  
anything else to look at/listen to.

Third law

**Use effective redundancy**



Oral presentations convey credibility  
through nonverbal communication



Remote-meeting platforms show speaker and slides disconnected

😊 Large slides well readable



Tiny speaker looking down 😞

Audience controls what is displayed and where (and how large) it gets displayed 😞



Alternative 3

### Speaker and slides alternating

Speaker controls what is displayed when

Recording

Record yourself delivering (perhaps with your smartphone)

then

mix in slides when useful with a video-editing application

Live session

Start/stop share screen (relies on audience settings)

or

Share video through screen Reliable, faster, and more natural

### Speaker only



If done right, it is...

- more natural
- more credible
- more engaging

### Slides only

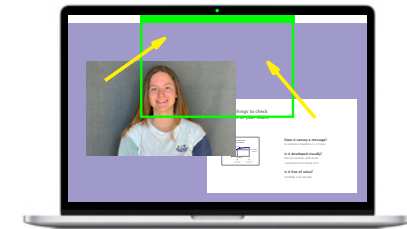


Not turning on the video...

- avoids visual noise
- requires less bandwidth
- is easier for the speaker

Match camera and slides to shared (portion of) screen

Camera stream



Slides

Simply switch applications to alternate speaker with slides

**Workspaces are suboptimal for remote presentations**

The built-in camera is too close and at a poor angle (looking up)

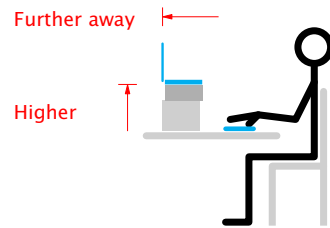
Laptop  
Table  
Chair



Suboptimal camera shot

**Set your camera at eye level by propping up your laptop**

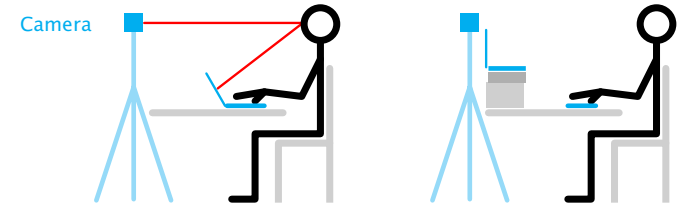
Use a mouse or remote control (and, if needed, an external mic)



Better

**Alternatively, use an external camera (set at eye level) for a better image**

To avoid visibly looking down when glancing at your screen, set your laptop as close as possible to the external camera



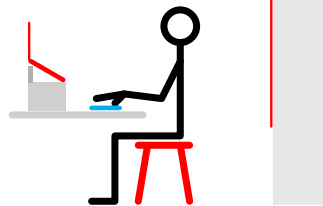
Suboptimal to maintain eye contact

Better



Further optimized

Tilt the laptop for easier access to the keyboard



Consider backdrop and light for a higher signal-to-noise ratio

Sit on a stool, not a chair to sit straight, as if standing

When you are showing slides only,  
writing a text is an option, but...

Typically, a written speech...

is a more polished speech  
that is clear, accurate, concise

but

sounds like a written text  
that is read out loud or recited



**Write it as a spoken text**

Capture what you would say

**Learn to "say" your text**

Typeset it for easier reading

**Choose where to place it**

for high signal-to-noise ratio

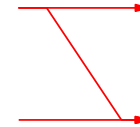
Remote interaction is possible, but easily distracts

- Attendees' videos
- Chat
- Polls
- 'Raise hand' and related

shift attention away from speaker and onto others  
distract less, but might hurt the momentum  
are probably the least obtrusive option

Work extra hard on your vocal delivery

You might not be visible  
such as when showing slides



Voice quality is affected  
by transmission technology

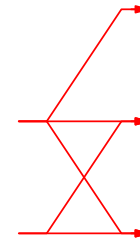
**It affects your credibility**  
Now your voice is everything

**It affects understanding**  
of your text by the audience

Use body language to establish  
both credibility and presence

Make them believe you  
by projecting self-confidence

Make them pay attention  
in meaningful, relevant ways



**Impress with your body**  
Move only when meaningful

**Use deliberate gestures**  
reasonably close to the body

**Make strong eye contact**  
with your (invisible) audience



For Q&A, rely on 'raise hand'  
so you can get the question  
firsthand—or have attendees  
send them to host privately.

Position close to the camera  
whatever you might look at,  
such as a timer—or perhaps  
even a friendly face to talk to:  
it makes eye contact easier  
while boosting your energy.